

WELCOME TO OUR CODING ROUND TABLE WEBINAR 150

3rd Quarter Selective Coding Clinic Review

Every Record Represents a Real Person

Ciox has developed provider-focused solutions that improve patient and organizational outcomes through better health information management. Our integrated approach – **people + processes + technology** – can help your organization enhance operations, optimize revenue, and improve patient outcomes.


- ✓ **Managed Coding (Facility and Professional Fee)**
- ✓ **Coding Quality Review**
- ✓ **Denials Management**
- ✓ **Clinical Documentation Quality Improvement (CDQI)**
- ✓ **HIM Consulting**

Why Ciox?

- Embedded personnel at **2,200+** hospitals and health systems and **15,000+** clinics
- **3 out of 4 top 100** U.S. hospitals served
- **40** years of health information management experience
- **7,000+** HIM professionals and record release experts
- **99.99%** PHI disclosure accuracy rate
- **98%** coding accuracy
- **120+** health plans served
- **50M+** health information requests fulfilled annually

LEARN MORE ABOUT PROVIDER SOLUTIONS VIST


<https://>



Round Table 150 IP Topic: 3rd Quarter Selective Coding Clinic Review

Presented by: Scot Nemchik CCS CRC CLSSS

Agenda

 ICD-10-CM ICD-10-PCS		
A quarterly publication of the Central Office on ICD-10-CM/PCS		
Volume 9 Number 3		Third Quarter 2022
In This Issue		
Monkeypox	3	Lump/Mass Status Post Bilateral Mastectomy with Reconstruction 8
Ask the Editor		Lung and Brain Metastases, Intracerebral Hemorrhage and Vasogenic Cerebral Edema 9
Ankle and Tarsal Joint Distraction	27	Malignant Pleural Effusion 14
Aortic Cross-Clamping and Exploratory Thoracotomy	19	Medial Thigh Lift Surgery Status
Aortoiliac Aneurysm Repair	5	Post Osteointegrated Implant Placement 11
Approach Value for Placement of Endotracheal Tube	22	Nonhealing Prolapsed Neovaginal Skin Graft 13
Bariatric Surgery for Morbid Obesity due to Metabolic Syndrome	6	Peripartum Cardiomyopathy 16
Benign Recurrent Intrahepatic Cholestasis	7	Placement of PreCARDIA Device 23
Bilateral Breast Capsulectomy and Tissue Expander Removal	20	Placement of Stent into Aorta to Secure Debris 19
Blood Clot in Main Bronchus	8	Repair of Prolapsed Neovaginal Graft 13
Breakage of Intervertebral Cage During Surgery	21	Shoulder Impingement Versus Shoulder Impingement Syndrome 18
Diabetes Mellitus and Myasthenia Gravis	15	Tumor-Infiltrating Lymphocyte Therapy 26
Esophageal Cancer with Brain Metastases and Cerebral Hemorrhage	10	Ulceration and Soft Tissue Redundancy at Amputation Site due to Osteointegrated Implant 11
History of Lymphoma in Remission	28	Vasogenic Cerebral Edema and Breast Cancer with Brain Metastases 10
Ischemic Cardiomyopathy due to Peripartum Spontaneous Coronary Artery Dissection	17	
Leakage of Cerebrospinal Fluid with Revision of Intrathecal Baclofen System	24	Announcement Retirement of Nelly Leon-Chisen 29

1. Diagnosis Sequencing: Complications Associated with Neoplasms
2. Malignant Pleural Effusion
3. Aortic Aneurysm Procedures
4. Diabetes Mellitus and ‘Myasthenia’
5. Diagnosis Sequencing: Post-Partum Cardiac Conditions
6. Lymphoma in Remission with/without “NED”
7. Monkeypox Coding
8. Other Fun Stuff!

Diagnosis Sequencing: Complications Associated with Neoplasms

I.C.2.L4

Encounter for complication associated with a neoplasm

When an encounter is for management of a complication associated with a neoplasm, such as dehydration, **and the treatment is only for the complication**, the complication is coded first, followed by the appropriate code(s) for the neoplasm.

The exception to this guideline is anemia. When the admission/encounter is for management of an anemia associated with the malignancy, and the treatment is only for anemia, the appropriate code for the malignancy is sequenced as the principal or first-listed diagnosis followed by code D63.0, Anemia in neoplastic disease.

Malignant Pleural Effusion

J91 Pleural effusion in conditions classified elsewhere

Excludes2: pleural effusion in heart failure (I50.-)
pleural effusion in systemic lupus erythematosus (M32.13)

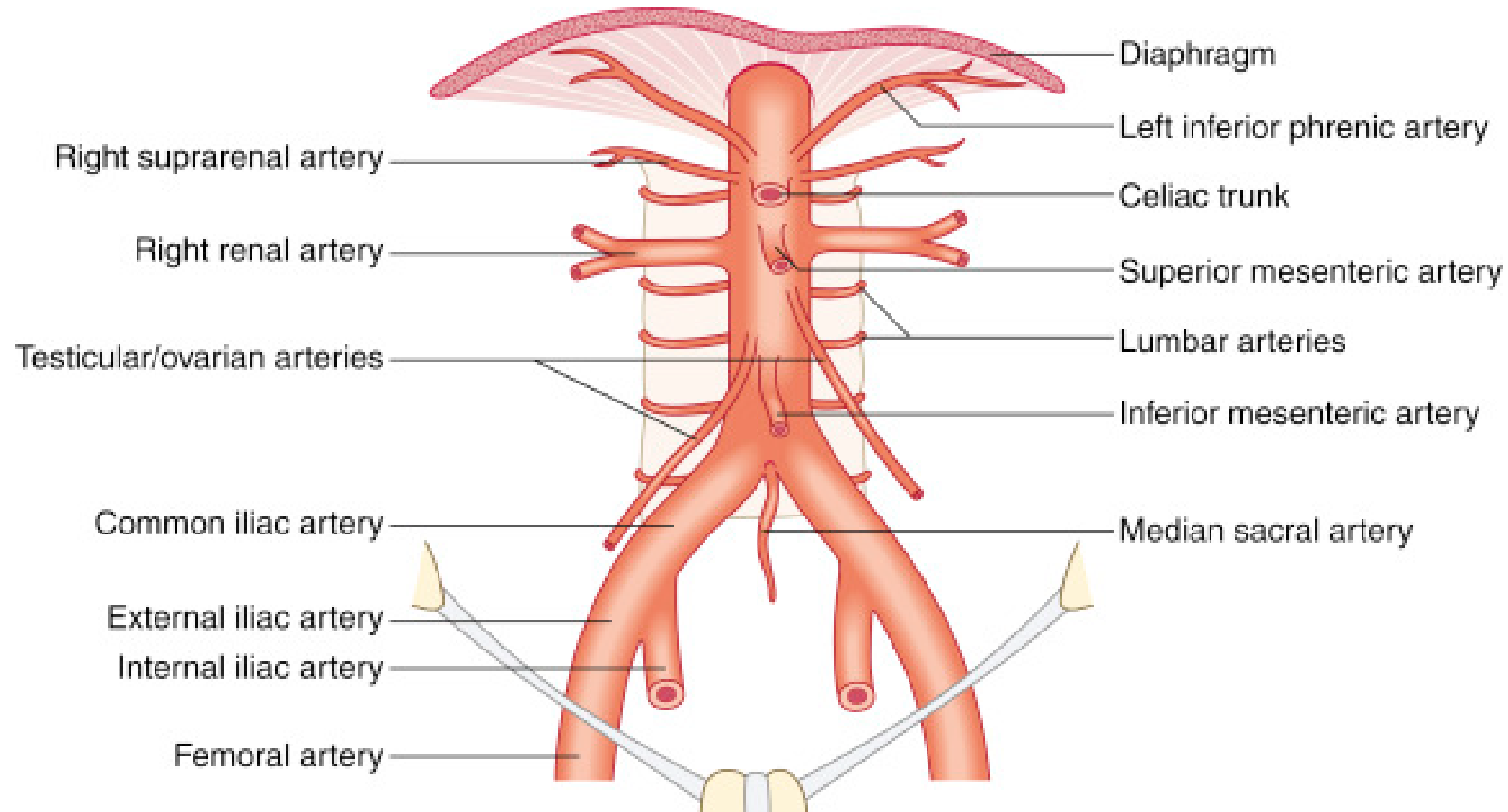
J91.0 Malignant pleural effusion

Code first underlying neoplasm

J91.8 Pleural effusion in other conditions classified elsewhere

Code first underlying disease, such as:
filariasis (B74.0-B74.9)
influenza (J09.X2, J10.1, J11.1)

Aortic Aneurysm Procedures



Thank you for attending our webinar!

Download your CEU certificate by visiting:

<https://www.cioxhealth.com/resources/webinars/coding-ceu>

You have up to 2 weeks from today to download your CEU certificate before the link expires. We will not be re-issuing CEU certificates after this point.*

Please allow time after the webinar for us to upload the certificate

Attendance detail is logged and is provided to credential sponsors upon request. By downloading this CEU you are affirming your attendance for the entire session.

If you have any issues with downloading your CEU certificate, please contact us at CodingRoundTables@cioxhealth.com before the end of the 2-week period.

*Ciox Employees please refer to the Yammer Round Tables group for guidelines.





Thank You